



3415MCC

Right Angle Light

When you can't see the difference between one color cable from another, the job may be compromised. Now you can trust our select flashlights with new Correct Color technology to stop the guess work.

Common LED lights can produce an intense beam and lower CRI (Color Rendering Index), making it difficult to distinguish between different color cables and overpower your work area with blinding bright light. Our new Correct Color flashlights are engineered with a higher CRI(90+ Color Rendering Index) allowing you to see color more accurately in your work environment. And with a low temperature beam (similar to incandescent flashlights) you get the benefits of our Correct Color technology that doesn't outshine the details.

- Class I, Class II, Class III – Division 1 Safety Certified
- 3 modes: Spot, Flood or Both
- 3 AA Alkaline Batteries (not included)
- Up to 111m Beam Distance
- Up to 258 Lumens
- Learn more about Correct Color Lights




DIMENSIONS

Length	7.44" (18.9 cm)
---------------	-----------------

MATERIALS

Body	ABS
O-Ring	NBR
Lens	Polycarbonate (PC)
Shroud	ABS
Clip	ABS
Contact Spring Retainer	Stainless Steel / Phosphore Bronze / Brass Nickel Plate

COLORS

 High Visibility Yellow

LIGHT SPECS

Lamp Type	LED
Lamp Secondary Type	LED

POWER

Battery Size	AA
Battery Type	Alkaline
Battery Quantity	3
Volts	4.5v

WEIGHT

Weight With Batteries	9.0 oz (255 gr)
------------------------------	-----------------

Weight Without Batteries

6.6 oz (187 gr)

SWITCH

Switch Type

Push Button

Light Modes

High






CERTIFICATIONS

Class I, Division 1

Class II, Division 1

Class III, Division 1

IECEX ia

FL1 STANDARD	SPOT / FLOOD	FLOOD	SPOT
	258 LUMENS	127 LUMENS	144 LUMENS
	5h 0mins	13h 0mins	13h 0mins
	111m	30m	109m
	3109cd	231cd	2998cd
	IPX8 (1m)		