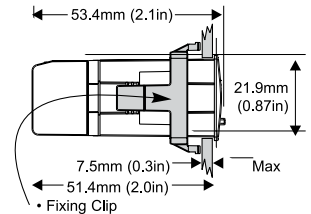
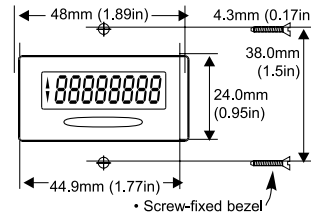


7111 | 7111HV

The 7111 series counter is feature packed with an unrivalled performance ratio, suitable for thousands of applications



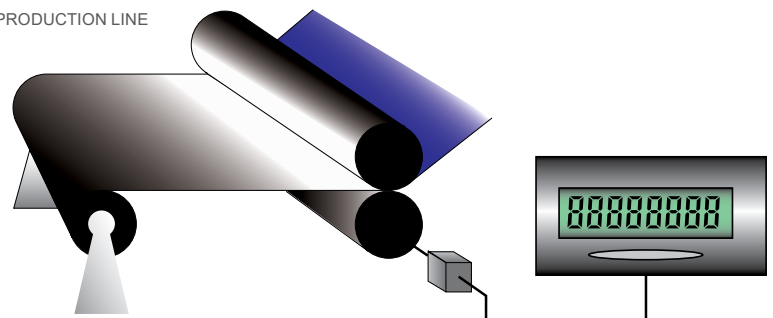
Key Features

- Use of the latest CMOS circuitry achieves an expected battery life of 10 years.
- Connection using built in screw terminals (on all models).
- 9mm black high contrast LCD display.
- Backlight (externally powered) 5VDC.
- Counting up to 10kHz. (7111)
- 7111HV permits triggering from any voltage between 10-240VAC or 10VDC-110VDC $\pm 10\%$.
- Contact closure/open collector low speed count input with integral de-bounce circuitry (7111 model).
- Choice of mounting available, front panel with supplied bezel or rear mounting clip.
- Front panel can be sealed to IP65.
- Installation is simplified - all models have screw connections on rear for quick and simple connection.
- CE, UL and cUL approved.

Applications

- Replacement for electro-mechanical counters
- Applications where external power is not readily available.
- Position, length, rotation and distance measuring applications.
- Event counting
- Water meters remote display

PRODUCTION LINE



Water Meter Wiring

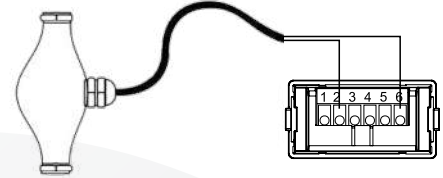
Our most popular remote display for water meters is the 7111 counter. It is easy to install with a two wire hookup.



7111



7111 WITH OPTIONAL 32DIN-ENC
NEMA 4X ENCLOSURE



FLOWMETER WITH CONTACT
CLOSURE OUTPUT

7111
2. LOW SPEED COUNT INPUT
6. 0.V COMMON

Common Specifications

Battery	Non-replaceable Lithium battery, expected life 10 years at 20°C
Display	8 digit black LCD, 9mm characters, leading zero blanking, backlight requires external 5VDC supply. Configurable decimal place upto 3 dec place (jumper link configured).
Count Range	99999999 - rollover to 0
Connections	Finger-proof screw connections for cables up to 1.5mm ²
Operating temperature	-10°C to +60°C (14°F to 140°F)
Storage temperature	-20°C to +60°C (-4°F to 140°F)
Altitude	Up to 2000m
Relative Humidity	80% max up to 31°C, decreasing to 50% max at 40°C
Sealing	IP65/NEMA4X
Mounting	Either with clip mount supplied or two front screws with bezel supplied.
Manual Reset Enable	Configured by jumper link
Packed Weight	62 grammes
Box Dimensions	56mm x 44mm x 62mm

Specifications 7111

Direction Input	Connection or electronic input TTL/CMOS compatible. Add=no connection or >2.4v (logic 1); Subtract=connect to COMMON or <0.7v (logic 0). Direction input must precede count input by 5µS (minimum) for valid operation.
External Reset	Contact closure/open collector, negative edge triggered, 0.7v threshold, 15mS minimum closure time.
Low Speed Count Input	Contact closure/open collector with integral de-bounce circuitry. 30Hz maximum, negative edge triggered, 0.7v threshold, 15mS minimum closure time. Max 18VDC.
High Speed Count Input	Electronic input 10kHz maximum, negative edge triggered, 0.7v threshold 50µS minimum pulse length, TTL/CMOS Compatible. Max 18VDC.

Specifications 7111HV

External Reset	10-110VDC ±10%, 10-240VAC ±10%, 50mS minimum length.
Direction Input	Connection or electronic input TTL/CMOS compatible. Add=no connection or >2.4v (logic 1); Subtract=connect to COMMON or <0.7v (logic 0). Direction input must precede count input by 5µS (minimum) for valid operation. Max 18VDC.
Count Input	10-110VDC± 10%, 10-240VAC± 10%, 50mS minimum pulse width, 10Hz.

Part Numbers:

7111	Totalising counter
7111HV	Counter with HV inputs

