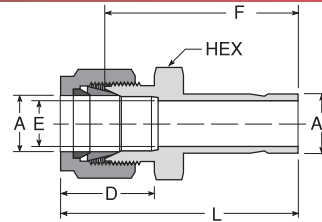


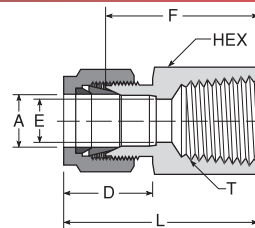
REDUCER CONTINUED



PART No.	A Tube OD	Hex Tube Nut	D	A1 Tube OD	E Min Orifice	F	L OAL	Hex Body
DRE-6-2-*	3/8"	11/16"	0.76	1/8"	0.08	1.24	1.54	5/8"
DRE-6-4-*	3/8"	11/16"	0.76	1/4"	0.19	1.27	1.57	5/8"
DRE-6-5-*	3/8"	11/16"	0.76	5/16"	0.19	1.34	1.63	5/8"
DRE-6-6-*	3/8"	11/16"	0.76	3/8"	0.28	1.41	1.70	5/8"
DRE-6-8-*	3/8"	11/16"	0.76	1/2"	0.28	1.62	1.91	5/8"
DRE-6-10-*	3/8"	11/16"	0.76	5/8"	0.28	1.69	1.98	11/16"
DRE-6-12-*	3/8"	11/16"	0.76	3/4"	0.28	1.69	1.98	13/16"
DRE-8-4-*	1/2"	7/8"	0.86	1/4"	0.19	1.39	1.79	13/16"
DRE-8-6-*	1/2"	7/8"	0.86	3/8"	0.28	1.45	1.85	13/16"
DRE-8-8-*	1/2"	7/8"	0.86	1/2"	0.39	1.66	2.07	13/16"
DRE-8-10-*	1/2"	7/8"	0.86	5/8"	0.41	1.72	2.12	13/16"
DRE-8-12-*	1/2"	7/8"	0.86	3/4"	0.41	1.72	2.12	13/16"
DRE-8-16-*	1/2"	7/8"	0.86	1"	0.41	1.97	2.37	1 1/16"
DRE-10-12-*	5/8"	1"	0.86	3/4"	0.50	1.75	2.15	15/16"
DRE-10-14-*	5/8"	1"	0.86	7/8"	0.50	1.81	2.21	15/16"
DRE-10-16-*	5/8"	1"	0.86	1"	0.50	2.02	2.42	1 1/16"
DRE-12-6-*	3/4"	1 1/8"	0.86	3/8"	0.62	1.55	1.96	1 1/16"
DRE-12-8-*	3/4"	1 1/8"	0.86	1/2"	0.39	1.79	2.19	1 1/16"
DRE-12-14-*	3/4"	1 1/8"	0.86	7/8"	0.62	1.85	2.26	1 1/16"
DRE-12-16-*	3/4"	1 1/8"	0.86	1"	0.62	2.07	2.46	1 1/16"
DRE-14-6-*	7/8"	1 1/4"	0.86	3/8"	0.72	1.63	2.04	1 3/16"
DRE-14-12-*	7/8"	1 1/4"	0.86	3/4"	0.72	1.90	2.30	1 3/16"
DRE-16-8-*	1"	1 1/2"	1.04	1/2"	0.88	2.03	2.52	1 3/8"
DRE-16-14-*	1"	1 1/2"	1.04	7/8"	0.88	2.09	2.59	1 3/8"

* Add Suffix "SS" for 316 Stainless Steel or "B" for Brass.

FEMALE NPT CONNECTOR



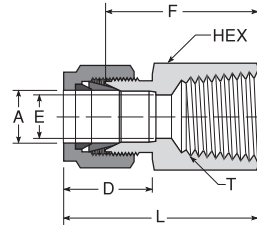

PART No.	A Tube OD	Hex Tube Nut	D	T NPT	E Min Orifice	F	L OAL	Hex Body
DSA-2-2-*	1/8"	7/16"	0.60	1/8"	0.09	0.80	1.14	9/16"
DSA-2-4-*	1/8"	7/16"	0.60	1/4"	0.09	1.06	1.32	3/4"
DSA-2-8-*	1/8"	7/16"	0.60	1/2"	0.09	1.34	1.80	1 1/16"
DSA-3-2-*	3/16"	1/2"	0.63	1/8"	0.12	0.91	1.17	9/16"
DSA-4-1-*	1/4"	9/16"	0.70	1/16"	0.19	0.94	1.23	1/2"
DSA-4-2-*	1/4"	9/16"	0.70	1/8"	0.19	0.94	1.23	9/16"
DSA-4-4-*	1/4"	9/16"	0.70	1/4"	0.19	1.12	1.41	3/4"
DSA-4-6-*	1/4"	9/16"	0.70	3/8"	0.19	1.19	1.48	7/8"
DSA-4-8-*	1/4"	9/16"	0.70	1/2"	0.19	1.40	1.70	1 1/16"

* Add Suffix "SS" for 316 Stainless Steel or "B" for Brass.

(CONTINUED ON NEXT PAGE)

Dimensions are provided in inches and are for reference only, subject to change. Dimensions shown are with the nut in the

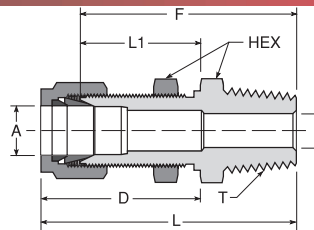

FEMALE NPT CONNECTOR CONTINUED



PART No.	A Tube OD	Hex Tube Nut	D	T NPT	E Min Orifice	F	L OAL	Hex Body
DSA-5-2-*	5/16"	5/8"	0.73	1/8"	0.25	0.97	1.26	9/16"
DSA-5-4-*	5/16"	5/8"	0.73	1/4"	0.25	1.16	1.45	3/4"
DSA-6-2-*	3/8"	11/16"	0.76	1/8"	0.28	1.00	1.29	5/8"
DSA-6-4-*	3/8"	11/16"	0.76	1/4"	0.28	1.19	1.48	3/4"
DSA-6-6-*	3/8"	11/16"	0.76	3/8"	0.28	1.25	1.54	7/8"
DSA-6-8-*	3/8"	11/16"	0.76	1/2"	0.28	1.44	1.73	1 1/16"
DSA-6-12-*	3/8"	11/16"	0.76	3/4"	0.28	1.55	1.84	1 5/16"
DSA-6-16-*	3/8"	11/16"	0.76	1"	0.28	1.87	2.17	1 5/8"
DSA-8-2-*	1/2"	7/8"	0.86	1/8"	0.41	1.00	1.41	1 1/16"
DSA-8-4-*	1/2"	7/8"	0.86	1/4"	0.41	1.25	1.64	1 3/16"
DSA-8-6-*	1/2"	7/8"	0.86	3/8"	0.41	1.25	1.64	7/8"
DSA-8-8-*	1/2"	7/8"	0.86	1/2"	0.41	1.44	1.83	1 1/16"
DSA-8-12-*	1/2"	7/8"	0.86	3/4"	0.41	1.50	1.89	1 5/16"
DSA-8-16-*	1/2"	7/8"	0.86	1"	0.41	1.87	2.25	1 5/8"
DSA-10-6-*	5/8"	1"	0.86	3/8"	0.50	1.25	1.64	1 5/16"
DSA-10-8-*	5/8"	1"	0.86	1/2"	0.50	1.44	1.83	1 1/16"
DSA-10-12-*	5/8"	1"	0.86	3/4"	0.50	1.50	1.90	1 5/16"
DSA-12-6-*	3/4"	1 1/8"	0.86	3/8"	0.62	1.34	1.74	1 1/16"
DSA-12-8-*	3/4"	1 1/8"	0.86	1/2"	0.62	1.44	1.83	1 1/16"
DSA-12-12-*	3/4"	1 1/8"	0.86	3/4"	0.62	1.50	1.89	1 5/16"
DSA-14-12-*	7/8"	1 1/4"	0.86	3/4"	0.72	1.56	1.95	1 5/16"
DSA-16-12-*	1"	1 1/2"	1.04	3/4"	0.88	1.62	2.10	1 3/8"
DSA-16-16-*	1"	1 1/2"	1.04	1"	0.88	1.97	2.45	1 5/8"

* Add Suffix "SS" for 316 Stainless Steel or "B" for Brass.

BULKHEAD MALE NPT CONNECTOR



PART No.	A Tube OD	Hex Tube Nut	D	T NPT	E Min Orifice	F	L1	Hex Body	L OAL	Panel Hole Drill Size	Max Panel Thickness
DSC-2-2-*	1/8"	5/16"	1.24	1/8"	0.09	1.57	0.97	1/2"	1.83	21/64"	0.50
DSC-4-2-*	1/4"	9/16"	1.32	1/8"	0.19	1.66	1.03	5/8"	1.95	29/64"	0.40
DSC-4-4-*	1/4"	9/16"	1.32	1/4"	0.19	1.84	1.03	5/8"	2.11	29/64"	0.40
DSC-6-4-*	3/8"	11/16"	1.45	1/4"	0.28	1.97	1.16	3/4"	2.26	37/64"	0.44
DSC-6-6-*	3/8"	11/16"	1.45	3/8"	0.28	1.97	1.16	3/4"	2.26	37/64"	0.44
DSC-6-8-*	3/8"	11/16"	1.45	1/2"	0.28	2.30	1.16	7/8"	2.60	37/64"	0.44
DSC-8-6-*	1/2"	7/8"	1.63	3/8"	0.41	2.09	1.25	15/16"	2.49	49/64"	0.50
DSC-8-8-*	1/2"	7/8"	1.63	1/2"	0.41	2.90	1.25	15/16"	2.66	49/64"	0.50
DSC-12-12-*	3/4"	1 1/8"	1.85	3/4"	0.62	2.60	1.47	1 3/16"	3.00	1 1/64"	0.66
DSC-16-16-*	1"	1 1/2"	2.28	1"	0.88	3.19	1.78	1 5/8"	3.67	1 21/64"	0.75

* Add Suffix "SS" for 316 Stainless Steel or "B" for Brass.

Dimensions are provided in inches and are for reference only, subject to change. Dimensions shown are with the nut in the