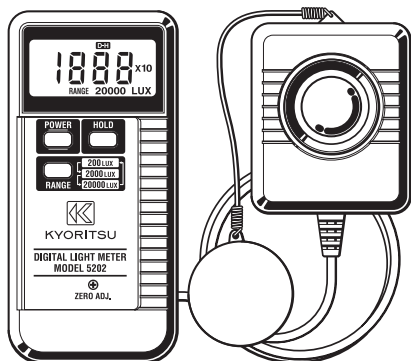


INSTRUCTION MANUAL



DIGITAL LIGHT METER MODEL 5202

KYORITSU ELECTRICAL INSTRUMENTS
WORKS, LTD

I .FEATURES:

- Data Hold Function.
- Light sensor and display main unit is separated.
- Offset Adjustment.
- High Illuminate Measurement.
- Large LCD Display and Distinct Digital Data Reading.

II .SPECIFICATION:

- Light sensor: Silicon Photo Diode
- Display:3 1/2 digits LCD readings with maximum value 1999. Low Battery Indication. Over range display: "OL"
- Measurement Range Scale: 0.1~19990 Lux.
- Measuring Range Selection: 200/2000/20000 Lux.
- Reading data accuracy(23°C ± 5°C):

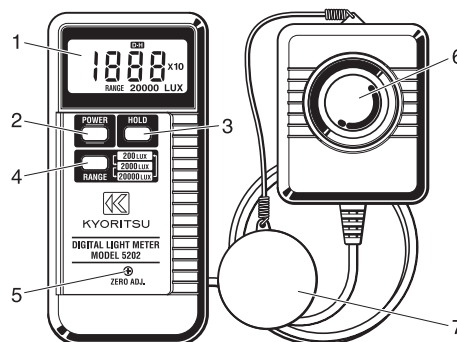
Range	Accuracy
200	±(4%rdg ± 5dgt)
2000	±(4%rdg ± 5dgt)
20000	±(5%rdg ± 4dgt)

- Power Consumption: Approx. 2mA
- Response Speed:2.5 times/sec.

- Angular Incident Light Characteristic :
30° within ±3%
60° within ±10%
90° within ±30%
- Operation temperature / humidity:
0°C~50°C / below 80% R.H.(No Condensation)
- Storage temperature / humidity:
-10°C~60°C / below 70% R.H. (No Condensation)
- Power supply:
Battery 9V NEDA 1604, IEC 6F22, JIS 006P
- Dimension:
Meter:148mm×71mm×36mm
Light receiver:85mm×67mm×32mm
- Weight:
Meter & Light receiver Approx.270g (including battery)
- Package Content:
Meter -----1
Light receiver -----1
9V Battery -----1
Instruction Manual -----1
Leather Gift Box -----1
- Applicable standards:
IEC 61326-1(EMC)

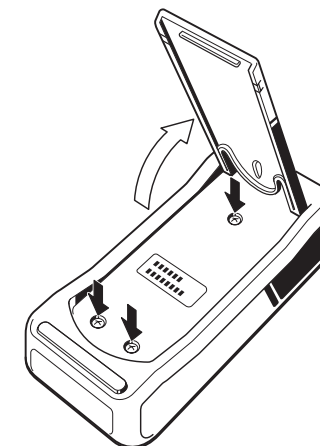
III.FRONT PANEL DISCRPTION:

- 1.Display
- 2.Power On / Off Switch
- 3.Data Hold Switch
- 4.Range Switch
- 5.Offset Adjustment
- 6.Light sensor
- 7.Light sensor Cover



IV.OPERATION INSTRUCTIONS:

- 4.1 Power-On
Press "Power" switch to turn the light meter On or Off.
- 4.2 Selecting The Appropriate Range
Press "RANGE" switch to select 200,2000,20000 Lux.
- 4.3 Offset Adjustment
To obtain the accurate data, please adjust "ZERO ADJ." with a screwdriver to enable LCD to indicate 000 if zero cannot be shown on the screen.
- 4.4 Light receiver Operation
Remove the cover of the Light sensor. Hold the Light sensor to apply the spot where the testing of source of light is to be conducted. The meter will then conduct auto testing.
Read the testing value after the reading indicated value becomes stable.
(*Note: To elevate the accuracy of data please try to hold the Light sensor to face the measuring light source vertically).
- 4.5 Data-Hold Operation
The user may hold the present reading and keep it on the LCD display by pressing the "HOLD" button.
When the stored data is no longer needed, one may release the data-hold function by pressing "HOLD" button again.



- Overload Condition
*When "OL" mark is displayed on the LCD, it means scale over and the user should select a proper measuring range for testing.
*This meter is not suitable for measuring the light (such as sunshine) when "OL" mark is displayed on the LCD under when the maximum range 20000 Lux is selected.
*Please avoid to use the meter for measurement under the environmental circumstance of high temperature or moisture.

4.6 Attention

- Light sensor
*When the meter is not in use, please always keep the cover of the Light sensor in its place to avoid the damage from wearing out.
*Do not touch the Light sensor (opal part) with the bare hands.
*To clean the Light sensor only with the dry flannel fabric or the equivalent material.
Any kind of detergent that may hurt the Light sensor is absolutely forbidden.
- Low Battery Condition
*When the battery voltage is under proper operation requirement, the symbol will appear on the LCD and the battery need to be replaced with a new one for an accurate data measurement.
*Battery replacement:
1.Lift the bracket at the bottom.
2.Unscrew the 3 screws with the screwdriver for replacing a new battery.
*When it is not in use for a long time, please remove the batteries from the meter.

AL

JATE LIGHT LEVELS FOR YOUR WORKING OR AT YOUR WORK AREAS.

(JIS Z9110-2010)

LU	ix)	3,000	2,000	1,500	1,000	750	500	300	200	150	100	75	50	30	20	15	10	7	
CE					Entrance hall (day-time) Director room		Inquiry office, Dining room Night-duty room		Stair		—				Indoor emergency staircase				
					Council room Electronic computer room Reception room Guard station		Library, Tearoom Dressing room Toilet, lavatory		Warehouse, Lift, Passage										
DRY		—		Extra fine visual work		Design room Drawing room		—		Control room, Electric room Air conditioning machine room, lavatory, Toilet		Entrance Passage Path Warehouse				Indoor emergency staircase			
					Drawing room		Classroom, Faculty room, Dining room, Gymnasium Night-duty room		Stair										
JOL							Clothing classroom, Electronic computer room Experimental laboratory Reading room Healthcare room		Auditorium, Assembly room Locker room lavatory, Toilet		Passage								
					Operating room Emergency room		Nurse station Pharmacist office Pharmacist's office General examination room Physiological examination room, Radioisotope room Funeral chapel		Nursery room Waiting room Visiting room Passage for outpatients Changing room, lavatory Hospital charts room Toilet		Ward		Emergency staircase						
ITAL							X-ray room Physiotherapy room, Exercise machine room Night-duty room Endoscopy room, X-ray fluoroscopy room		—		Ophthalmic dark room								
		—		Most important part of display		Lift lobby, Escalator		Reception room lavatory, Toilet		Passage, Resting room									
RE					Important part of display, Register, Packaging stand		Negotiation room		Stair										
					Sample case		Register		Stair										
RE	IRANT				Cookroom Dining table Counter		Waiting room Guest room lavatory, Toilet		Porch, Passage										
	TRE T HALL				Ticket office		Spectator seats, Lobby Electric room Mechanical room lavatory, Toilet		Entrance Resting room Projection room Passage				Monitoring room (during performance)		Projection room (during performance)		—		
CO					Front desk Counter, Office		Stall, Green room Monitoring room		Stair Theatre basement work										
	JTEL						Carriage porch Dining room		Stair		Important parts of garden								
BE, BA	SALON SHOP				Hair dressing, Hair dyeing Hair set, Make-up		Cuisine Guest room desk		Banqueting hall, Salle Lobby, lavatory, Toilet		Game room, Guest room, Entrance, Passage, Bathroom								
					Hair cut, Shaving Dressing Shampooing, Register		—		Stair										
							Toilet inside the shop		Passage										

Find Quality Products Online at:

www.GlobalTestsSupply.com

sales@GlobalTestsSupply.com