

## SERIES L6 | W.E. ANDERSON FLOTECT® LIQUID LEVEL SWITCH

### FEATURES/BENEFITS

- Compact design is built for years of trouble-free service
- Simple and dependable operation with no mechanical linkage
- Float lever pivoted within the body moves when the process liquid displaces the float and magnet on the opposite end of the float lever controls a second magnet on the switch actuating lever located in the switch housing
- Leak proof lower body machined from bar stock
- Side wall or direct tee mounting options available to act as an external float chamber
- Weatherproof and explosion-proof body for demanding outdoor applications
- Electrical assembly can be easily replaced without removing the unit from the installation so that the process does not have to be shut down
- Sensitive to level changes of less than 1/2" (12 mm)



Model L6 with External Float Chamber



Model L6 with Spherical Float



Model L6 with Cylindrical Float

### APPLICATIONS

- Direct pump control for maintaining level
- Automatic tank dump operations
- Level control
- Valve control
- Level alarm in sumps, scrubber systems, hydro-pneumatic tanks, boilers, and water/wastewater treatment processes

### DESCRIPTION

The **SERIES L6** FloTECT® Float Switches is a rugged and reliable float switch which operates automatically to indicate tank level. It is offered with a 303 SS or brass body with spherical or cylindrical float options.

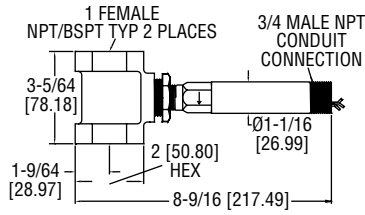
### SPECIFICATIONS

<b>Service</b>	Liquids compatible with wetted materials.
<b>Wetted Materials</b>	Float: Solid polypropylene or 304 SS; Lower Body: Brass or 303 SS; Magnet: Ceramic; External Float Chamber (Tee): Matches lower body choice of brass or 303 SS; Other: Lever Arm, Spring, Pin, etc.: 301 SS.
<b>Temperature Limit</b>	-4 to 220 °F (-20 to 105 °C) Standard, MT high temperature option 400 °F (205 °C)(MT not UL, CSA, ATEX, IECEx and KC). ATEX compliant AT, IECEx IEC and KC option ambient temperature -4 to 167 °F (-20 to 75 °C) process temperature: -4 to 220 °F (-20 to 105 °C).
<b>Pressure Limits</b>	See model chart.
<b>Enclosure Rating</b>	Weatherproof and Explosion-proof. Listed with UL and CSA for Class I, Groups A, B, C and D; Class II, Groups E, F, and G. (Group A on stainless steel body models only). ATEX <b>CE</b> 0344 <b>Ex</b> II 2 G Ex d IIC T6 Gb Process Temp≤75 °C. EC-Type Certificate No.: KEMA 04ATEX2128. ATEX Standards: EN 60079-0: 2009; EN60079-1: 2007. IECEx Certified: For Ex d IIC T6 Gb Process Temp≤ 75 °C. IECEx Certificate of Conformity: IECEx DEK II.0039. IECEx Standards: IEC 60079-00: 2007; IEC 60079-1: 2007. Korean Certified (KC) for Ex d IIC T6 Gb Process Temp≤75 °C. KTL Certificate Number: 2012-2454-75.
<b>Switch Type</b>	SPDT snap switch standard, DPDT snap switch optional.
<b>Electrical Rating</b>	UL models: 5 A @ 125/250 VAC (V~). CSA, ATEX and IECEx models: 5 A @ 125/250 VAC (V~); 5 A res., 3 A ind. @ 30 VDC (V---). MV option: .1 A @ 125 VAC (V~). MT option: 5 A @125/250 VAC (V~). [MT option not UL, CSA, ATEX or IECEx].
<b>Electrical Connections</b>	UL models: 18 AWG, 18" (460 mm) long. ATEX/CSA/IECEx models: terminal block.
<b>Upper Body</b>	Brass or 303 SS.
<b>Conduit Connection</b>	3/4" male NPT standard, 3/4" female NPT or M25 with BSPT option on junction box models.
<b>Process Connection</b>	1" male NPT or 1" male BSPT on models without external float chamber, 1" female NPT or 1" female BSPT on models with external float chamber.
<b>Mounting Orientation</b>	Horizontal with index arrow pointing down.
<b>Specific Gravity</b>	See chart.
<b>Weight</b>	Approximately 1 lb (.5 kg) without external float chamber, 1.75 lb (.8 kg) with external float chamber.
<b>Agency Approvals</b>	ATEX, CE, CSA, IECEx, KTL, UL.

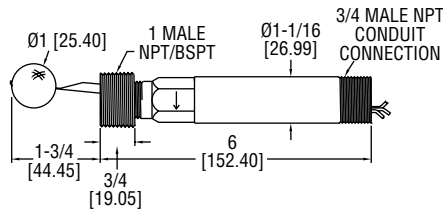




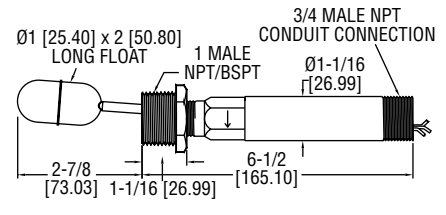
## DIMENSIONS



Model L6 with External Float Chamber



Model L6 with Spherical Float



Model L6 with Cylindrical Float

## HOW TO ORDER

Use the **bold** characters from the chart below to construct a product code.

	<b>L6</b>	<b>EP</b>	<b>B-B</b>	<b>-S</b>	<b>-3</b>	<b>-0</b>	
<b>SERIES</b>	L6 - FLOTECT® Mini-size flow switches						<b>OPTIONS</b>
<b>CONSTRUCTION</b>	EP - Explosion proof						-MV - Gold plated contacts for dry circuits (see electrical rating in specifications)
<b>BODY</b>	B-B - Brass S-S - SS						-MT - High temperature rated 400 °F (204 °C) (see electrical rating in specifications, no listings or approvals, only available on models with stainless steel floats)
<b>FLOAT MATERIAL</b>	-S - SPDT -D - DPDT						-CSA - CSA and UL approved construction, includes weatherproof and explosion-proof junction box
<b>PROCESS CONNECTION</b>	-3 - NPT -4 - BSPT process connection and M25 conduit connection on units with junction box						-AT - ATEX compliant construction includes, weatherproof and explosion-proof, junction box
							-IEC - IECEx certified construction
							<b>FLOAT TYPE AND INSTALLATION</b>
							-O - Polypropylene, spherical, side wall mount
							-A - 304 SS, cylindrical, side wall mount
							-B - Polypropylene, spherical, brass external float chamber
							-C - 304 SS, spherical, side wall mount
							-H - 304 SS, spherical, brass external float chamber
							-L - 304 SS, spherical, 304 SS external float chamber
							-S - Polypropylene, spherical, 304 SS external float chamber

Important Notice: Dwyer Instruments, Inc. reserves the right to make changes to or discontinue any product or service identified in this publication without notice. Dwyer advises its customers to obtain the latest version of the relevant information to verify, before placing any orders, that the information being relied upon is current.

