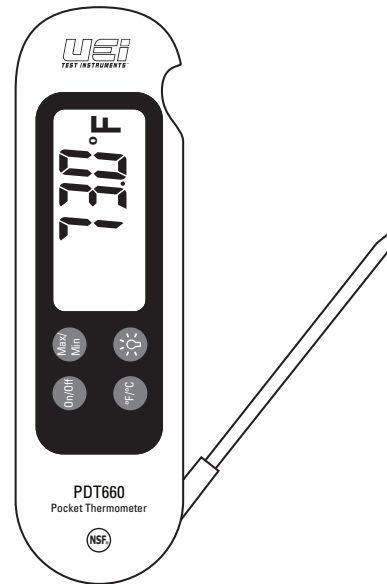


Folding Digital Pocket Thermometer NSF

INSTRUCTION MANUAL

ENGLISH

Pending



STORAGE

Remove the batteries when instrument is not in use for a prolonged period of time. Do not expose to high temperatures or humidity. After a period of storage in extreme conditions exceeding the limits mentioned in the General Specifications section, allow the instrument to return to normal operating conditions before using it.

WARRANTY

The PDT660 is warranted to be free from defects in materials and workmanship for a period of one year from the date of purchase. If within the warranty period your instrument should become inoperative from such defects, the unit will be repaired or replaced at UEi's option. This warranty covers normal use and does not cover damage which occurs in shipment or failure which results from alteration, tampering, accident, misuse, abuse, neglect or improper maintenance. Batteries and consequential damage resulting from failed batteries are not covered by warranty.

Any implied warranties, including but not limited to implied warranties of merchantability and fitness for a particular purpose, are limited to the express warranty. UEi shall not be liable for loss of use of the instrument or other incidental or consequential damages, expenses, or economic loss, or for any claim or claims for such damage, expenses or economic loss.

Warranty only covers hardware and does not extend to software applications.

A purchase receipt or other proof of original purchase date will be required before warranty repairs will be rendered. Instruments out of warranty will be repaired (when repairable) for a service charge.

This warranty gives you specific legal rights. You may also have other rights, which vary from state to state.

IMPORTANT SAFETY WARNINGS

WARNING

Read entire Safety Notes section regarding potential hazard and proper instructions before using this thermometer. In this manual the word **“WARNING”** is used to indicate conditions or actions that may pose physical hazards to the user. The word **“CAUTION”** is used to indicate conditions or actions that may damage this instrument.

WARNING

- To ensure safe operation and service of the thermometer follow these instructions. Failure to observe these warnings can result in severe injury or death.
- Do not use the thermometer if it appears damaged.
- After measurement of high temperatures, the probe may be hot for a while.
- The probe of contact thermometer may be damaged if the specification of the measurement range is exceeded.

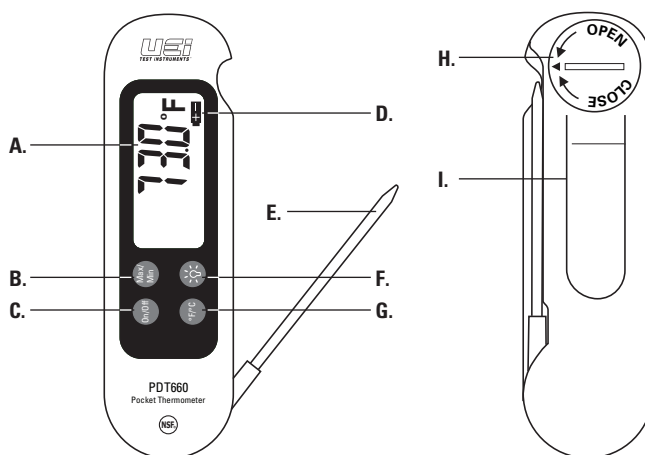
FEATURES

- -58° to 572°F (-50° to 300°C)
- NSF Listed
- Min/Max
- Fahrenheit/ Celsius
- Backlit Display
- Auto Power Off
- Pocket Clip
- Folding

GENERAL SPECIFICATIONS




- **Dimensions:** 5.59 Folded/ 8.69 Unfolded x 1.62 x 0.8” (61 x 30 x 26mm)
- **Item Weight:** 2.6oz
- **Battery Type:** CR2032
- **Accuracy:** ± (3% + 1 ppm)

OVERVIEW

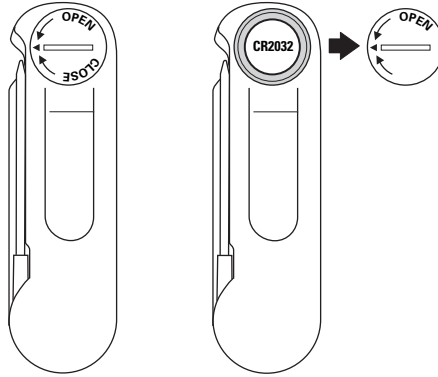


- A. Display:** LCD and Backlit
- B. Max/Min Button:** Press to display Maximum reading. Press again to display Minimum reading. Press and hold to return to live reading.
- C. On/Off Button:** Press to power on thermometer. Press again to power off. Auto Power Off: After 1 hour
- D. Low Battery Indicator**
- E. Folding Temperature Probe:** Probe can measure temperature when closed, open or any position in between.
- F. Back Light Button:** Press to power on display back light. Press again to power off.
- G. °F/°C Button:** Press to change scales between Fahrenheit and Celsius.
- H. Battery Cover**
- I. Pocket Clip**

SYMBOLS

MIN	Minimum measured value displayed	MAX	Maximum measured value displayed
	Warning or Caution		Back Light
°F	Degrees Fahrenheit	°C	Degrees Celsius
	Low Battery		

BATTERY REPLACEMENT



- Rotate battery cover arrows toward OPEN and remove battery cover.
- Replace the old battery with 1 new (CR2032) battery.
- Replace the battery cover, align towards CLOSED.

DISPOSAL



CAUTION: This symbol indicates that equipment and its accessories shall be subject to separate collection and correct disposal.

CLEANING

Periodically clean your adapter's case using a damp cloth. DO NOT use abrasive, flammable liquids, cleaning solvents, or strong detergents as they may damage the finish, impair safety, or affect the reliability of the structural components.