

REED

Model R8000

Distance
Measuring
Wheel



**Instruction
Manual**

Table of Contents

Features.....	3
Applications.....	3
Specifications.....	4
Instrument Description	5
Display Operation.....	6
Operating Instructions.....	6-7
<i>Unit of Measure Toggle</i>	6
<i>Storing Measurements</i>	6
<i>Reviewing Stored Measurements</i>	7
<i>Clearing Internal Memory and Current Measurement</i>	7

Features

- Measures in feet or meters
- Accuracy of $\pm 0.5\%$
- Backlit LCD Display
- Ergonomically designed pistol grip for enhanced comfort
- Adds forward, subtracts in reverse
- Telescoping handle
- Internal memory stores up to 5 measurements
- Spring-loaded kick stand
- Includes soft carrying case and batteries

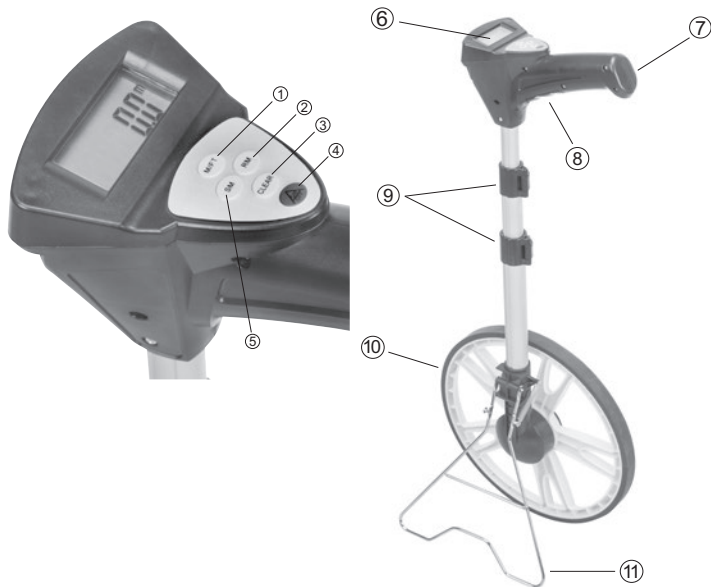
Applications

- Road distance measuring
- Construction sites

Specifications

Measuring Distance:	Up to 99,999.9 (m/ft)
Units of Measure:	Meters, Feet
Accuracy:	±0.5%
Resolution:	0.1
Wheel Diameter:	12.5" (318mm)
Display:	LCD
Backlit Display:	Yes
Internal Memory:	Yes (up to 5 data points)
Low Battery Indicator:	Yes
Power Supply:	3 x AAA batteries
Product Certifications:	CE
Operating Temperature:	14 to 113°F (-10 to 45°C)
Storage Temperature:	-4 to 122°F (-20 to 50°C)
Dimensions:	28.3 x 12 x 2.8" (720 x 318 x 70mm)
Weight:	40.92oz (2.6lbs)

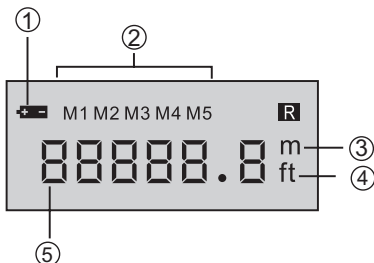
Instrument Description



1. Unit of Measure Toggle
2. Recall Memory
3. Clear Memory
4. On/Off
5. Store Measurement

6. LED Display
7. Handle
8. Battery Cover
9. Telescope Locks
10. Measuring Wheel
11. Stand

Display Description



1. Low Battery Indicator
2. Stored Memory Indicator
3. Meters
4. Feet
5. Measured Value


Operating Instructions

Unit of Measure Toggle

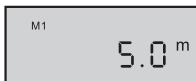
- Press the **M/FT** button to switch between meters and feet.

Storing Measurements

- The R8000 can store up to 5 measurements in memory. Once a measurement has been taken, press the **SM** button to store the measurement.



memory empty



1 measurement stored



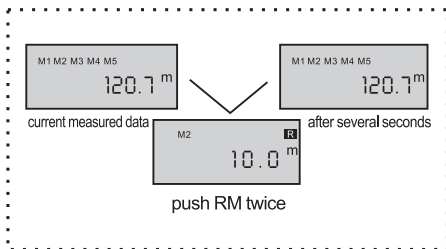
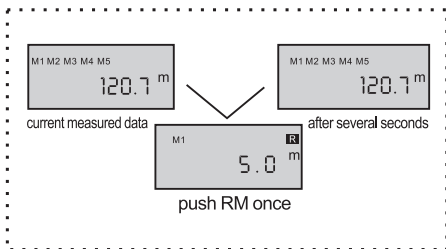
5 measurements stored
(memory full)

continued ...

REED

Reviewing Stored Measurements

- To recall stored memory, press the **RM** button. For example, if you stored 5m in M1 and 1M in M2 while the current measured data is 120.7m, after you press **RM** once, it will display the data of M1. After several seconds, it will display the current measured data again. If you press the **RM** button twice, the data of M2 will appear. Continue pressing **RM** to toggle through stored measurements.



Clearing Internal Memory and Current Measurement

- Press the **ON/OFF** to power off the instrument. When turned back on, internal memory will be erased.
- Press the **CLR** button to clear the current measured data.

For service or information on this or any other REED product, contact REED Instruments at info@reedinstruments.com.

